

CACTI**Network Monitoring Appliance****Cacti Network Monitoring Appliance**

- View Web-Based, Real-Time Metrics and Custom Graphs
- Identify and Resolve Bottlenecks
- Pinpoint Network Traffic and Performance Peaks
- Discover Usage Patterns and Trends
- Plan Deployment / Redeployment Strategies
- Troubleshoot Performance and Availability Issues
- Set Performance Parameters for your Specific Devices
- Receive Alerts Before User Complaints

SNMP Enabled Servers:

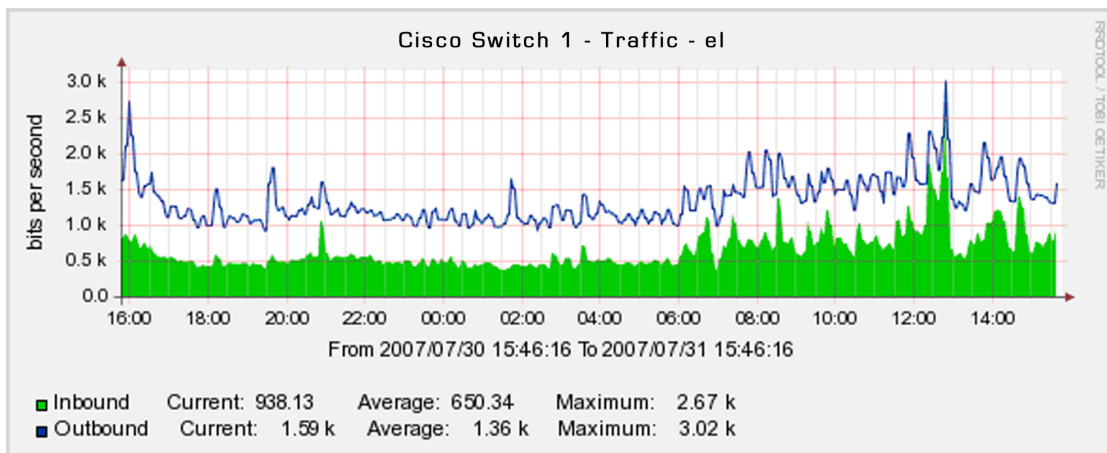
- CPU Utilization (%)
- Free Disk Space (%)
- Disk Queue Length
- Disk Read / Writes (Per Second)
- Available Physical Memory
- Memory Devoted to File Caching
- Page File Read / Writes
- Temperature of Various Components

Switches, Routers & Access Points:

- Bandwidth Per Port
- Packets Per Port
- Latency Between Network Connections
- Connected Users

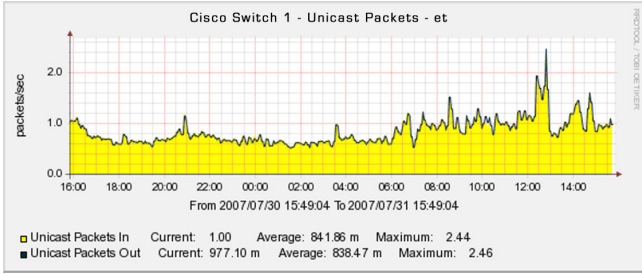
Power Systems (UPS & Generators):

- Battery Status
- Input / Output Voltages
- Runtime Remaining

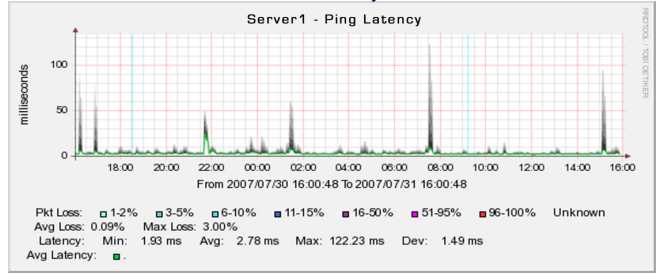
Sample Graph

- See reverse side for more sample graphs -

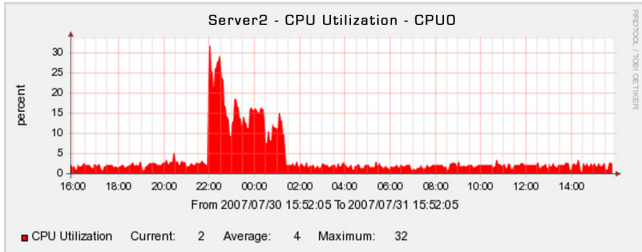
Packets Per Port



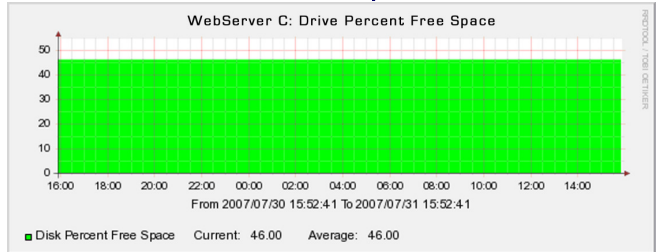
Latency



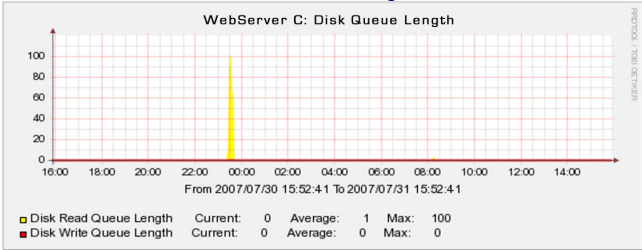
CPU Utilization



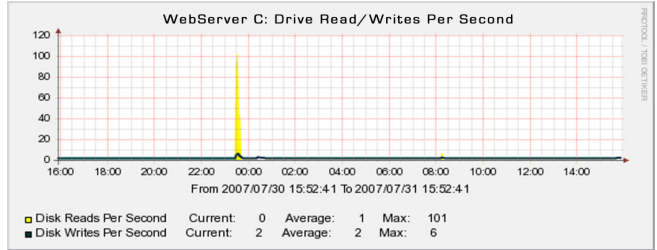
Free Drive Space



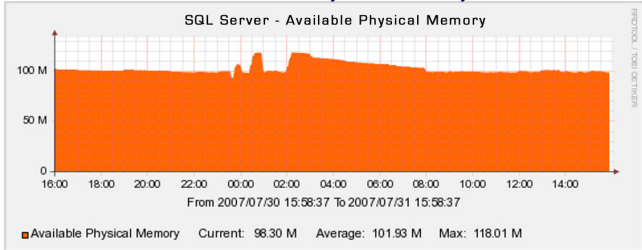
Disk Queue Length



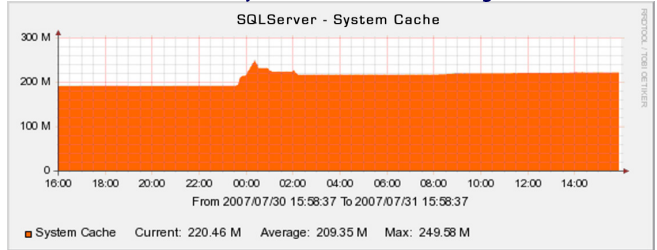
Disk Reads / Writes



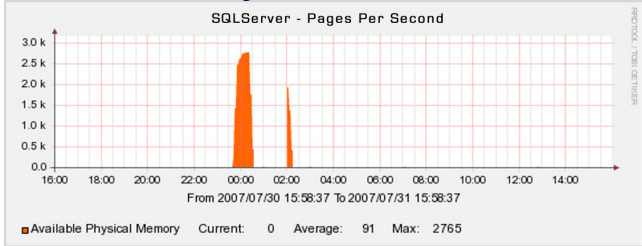
Available Physical Memory



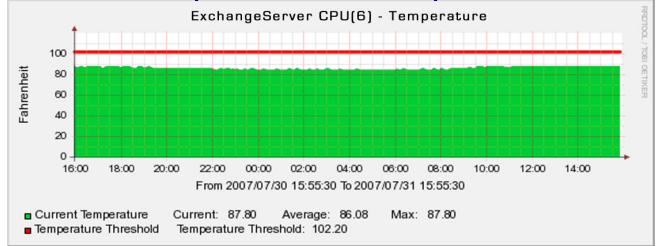
Memory Devoted to File Caching



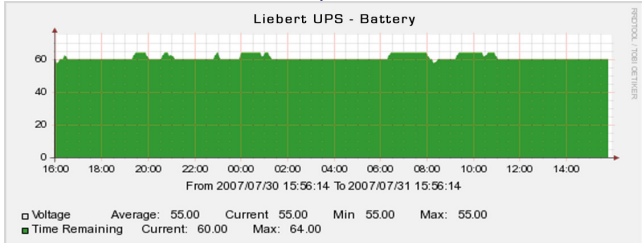
Page File Read / Writes



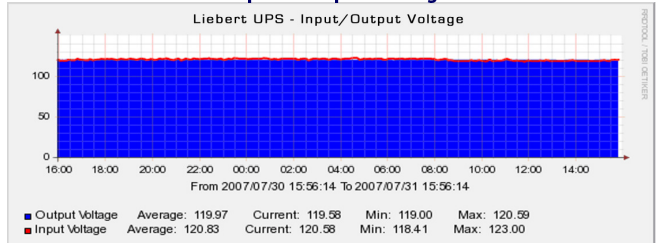
Temperature of Various Components



Battery Status



Input / Output Voltages



Corporate Office:



RAREY-ROTH INC.
Information and Technology Consultants

1710 Manor Hill Rd.
Findlay, OH 45840
www.rareyroth.com

419.427.1200
419.427.1210 fax
800.774.1250

All brand names are trademarks or registered trademarks of their respective companies.

Copyright 2007 by Rarey-Roth Inc. All rights reserved.

Specifications subject to change without notice.